

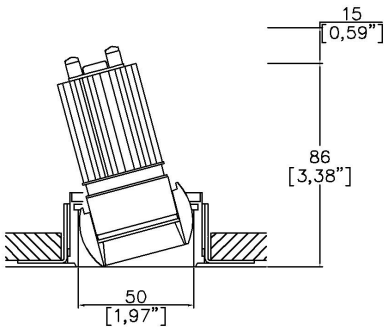


Oculus50 Accent Trimless

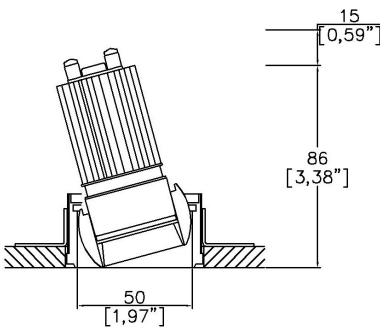
TM65.2	4kgCO2e
TM65.2	2.5 CEAM



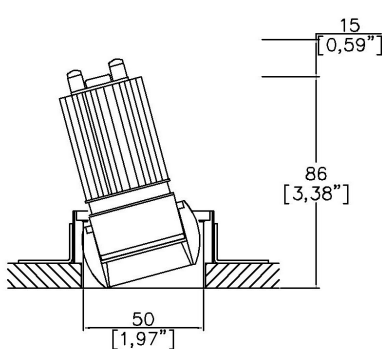
Ø45mm (1,77") adjustable downlight with eyeball mechanism, offering 30° adjustment in all directions. Available with a standard trim kit or 3 flush trim options, depending on ceiling type and finish.



Oculus with Trimless.  
Kit TL1 (front fitting, full skim)  
Cut-out Ø63mm (Ø2,48").  
Required depth height +15mm.



Oculus with Trimless.  
Kit TL2 (rear fitting, partial skim)  
Cut-out Ø61mm (Ø2,40").  
Required depth height +15mm.



Oculus with Trimless Appearance Kit  
TL3 (rear fitting, solid ceiling)  
Cut-out Ø50mm (Ø1,96").  
Required depth height +15mm.

LED Source	LED51/Q-HO	LED51/Q-HO	LED51/Q-HO	LED51/Q-HO
CCT	3000K	3000K	3000K	3000K
Drive Current	350mA	350mA	350mA	350mA
Power inc Driver	14.0W	14.0W	14.0W	14.0W
Beam Angle	NF (16°)	MF (22°)	FL (34°)	WFL (53°)
Delivered Lumens	1649	1809	1729	1489
Delivered Intensisty cd	12726	10381	5040	2178
Delivered Lumens per circuit watt	118	129	124	106
Forward Volt	34V	34V	34V	34V
CRI	≥93 CRI	≥93 CRI	≥93 CRI	≥93 CRI



Apply these factors to 3000K for lumen output of other CCTs: 2700K x 0.98 / 4000K x 1.02.

Project Ref: \_\_\_\_\_ Location Ref: \_\_\_\_\_

Please only complete one of the following code builders

Non Fire Rated Code Builder

Fixture Order Code: OC50010 - - - - - 0

Fixture

OC50010

Oculus Accent for LED

Installation <sup>(1)</sup>

TL1

Trimless for Full Skim

TL2

Trimless for Partial Skim ceilings (3-17mm total thickness)

TL3

Trimless for Solid Ceilings (3-17mm total thickness)

TL4 <sup>(2)</sup>

Trimless for Partial Skim ceilings (17-33mm total thickness)

TL5 <sup>(2)</sup>

Trimless for Solid Ceilings (17.33mm total thickness)

Oculus Finish

WH02

Textured Matt White RAL 9010

BK02

Textured Matt Black RAL 9005

RAL\*

Custom RAL Colour\*

ABR1

Antique Brass

ABZ1

Antique Bronze

PCH1

Polished Chrome

PNK1

Polished Nickel

PBR1

Polished Brass

Internal Finish

WH02

Textured Matt White RAL 9010

BK02

Textured Matt Black RAL 9005

RAL\*

Custom RAL Colour\*

ABR1

Antique Brass

ABZ1

Antique Bronze

IP Rating

54

IP54

65

IP65

Fire Rating

0

No Fire Rating

Fire Rated Code Builder

Fixture Order Code: OC50010 - - - - - FR

Fixture

OC50010

Oculus Accent for LED

Installation <sup>(1)</sup>

TL1

Trimless for Full Skim

TL4 <sup>(2)</sup>

Trimless for Partial Skim ceilings (17-33mmmm total thickness)

Oculus Finish

WH02

Textured Matt White RAL 9010

BK02

Textured Matt Black RAL 9005

RL99\*

Custom RAL Colour\*

ABR1

Antique Brass

ABZ1

Antique Bronze

PCH1

Polished Chrome

PNK1

Polished Nickel

PBR1

Polished Brass

Internal Finish

WH02

Textured Matt White RAL 9010

BK02

Textured Matt Black RAL 9005

RL99\*

Custom RAL Colour\*

ABR1

Antique Brass

ABZ1

Antique Bronze

IP Rating

54

IP54

65

IP65

Fire Rating

FR <sup>(3)</sup>

Fire Rated

Module Order Code: 

LED35/Q-HO

 -  -

LED

LED35/Q-HO

LED35 QUANTUM High Ouput

CCT

27  
30  
40 (4)

2700K  
3000K  
4000K

Beam

NF  
MF  
FL  
WFL

Narrow Flood  
Medium Flood  
Flood  
Wide Flood

(4) contact Lucent for availability

Driver Options:

Protocol

S  
A  
P  
D  
B

Non-Dim  
Analogue (0-10v)  
Phase  
DALI  
Bluetooth\*\*

Emergency Options:

Emergency

E  
ED  
ES

Maintained 3hr Emergency  
Maintained 3hr DALI Self Test  
Maintained 3hr Self Test

- (1) For any ceiling thickness or construction type not shown please contact Lucent
- (2) Adjustment may be limited in thicker ceiling constructions. Refer to installation instructions for details.
- (3) Tested and approved to EN 1363-1:2020 and EN 1365-2:2014 for 60 minutes Fire Rating.
- (4) contact Lucent for availability

Finish selection



Antique Brass



Antique Bronze



Polished Brass



Polished Nickel



Polished Chrome

Accessories



Honeycomb Louvre



Diffusing Lens



Frosted Lens



Heavy Spread Lens



Linear Spread Lens

Accessories Order Code:

- Louvre/Lens
- LL45

LLDF

LLFR

LLLS

LLHS
- Honeycomb Louvre

Diffusing Lens

Frosted Lens

Linear Spread Lens

Heavy Spread Lens

Technical Details

\*Custom RAL code must be specified. Custom RAL colours can increase prices and lead times

Dimming. Whilst Lucent can offer the majority of its luminaires with various dimming options, it remains the responsibility of the specifier/installer to check and ensure compatibility of any control equipment used. Additional cabling may be required depending on the dimming protocol specified.

\*\*Bluetooth (wireless) is the communication method. The exact dimming protocol must be confirmed to allow the selection of suitable drivers or bluetooth devices.

^ Depth indicated is the minimum recess depth for the luminaire with a remote mounted LED driver. Installing a driver through either the luminaire cut-out or installation kit may require additional recess depth, please refer to the relevant luminaire installation instructions for further details.Data correct at time of publishing

First Fix Requirement. Luminaire comprised of fixture body with ceiling trim and installation kit, which is to be fitted into the ceiling once finished. Ensure correct alignment of the installation kit before final assembly (see luminaire instllation instructions for details)

IP Rating. Tested from underside of the ceiling

Note that the picture of the finishes provided is for illustrative purposes only. The finishes may vary in colour, texture and appearance. Contact Lucent lighting Ltd for more information.

It is the policy of Lucent Lighting to continually review and improve its products and therefore reserve the right to change any details of product or withdraw specifications without prior notice.

Luminaires designed to comply with EN60598 and all other standards.

This specification sheet superseded all previous versions.

All intellectual property rights pertaining to the product described above and to this document are owned by or licensed to Lucent Lighting Ltd.

We reserve the right to take whatever action is necessary to protect those intellectual property rights.